

Investor Profile

The PMK Multi-strategy Hedge Fund Portfolio is suitable for investors seeking returns that are in excess of inflation over the short term and who are looking to diversify returns away from the traditional asset classes. The Portfolio is suitable for investors who have an investment horizon of three years and longer.

Investment Objective

The Portfolio will aim to achieve performance returns in excess of the Short-Term Fixed Interest (STeFI) Composite Index + 3% through the market cycle. This will be achieved through accessing alternative risk premia achieved through investing in retail investor hedge fund strategies.

Investment Strategy

In order to achieve the investment objective, the Portfolio will, apart from assets in liquid form, consist solely of participatory interest in retail investor hedge funds or similar schemes, which will be constructed within a moderate risk framework. The underlying retail investor hedge funds are permitted to invest in listed and unlisted financial instruments in line with conditions as determined by the Registrar from time to time. The Portfolio will predominantly invest in South African markets but is however permitted to include investments in offshore jurisdictions, subject to the investment conditions determined by legislation from time to time.

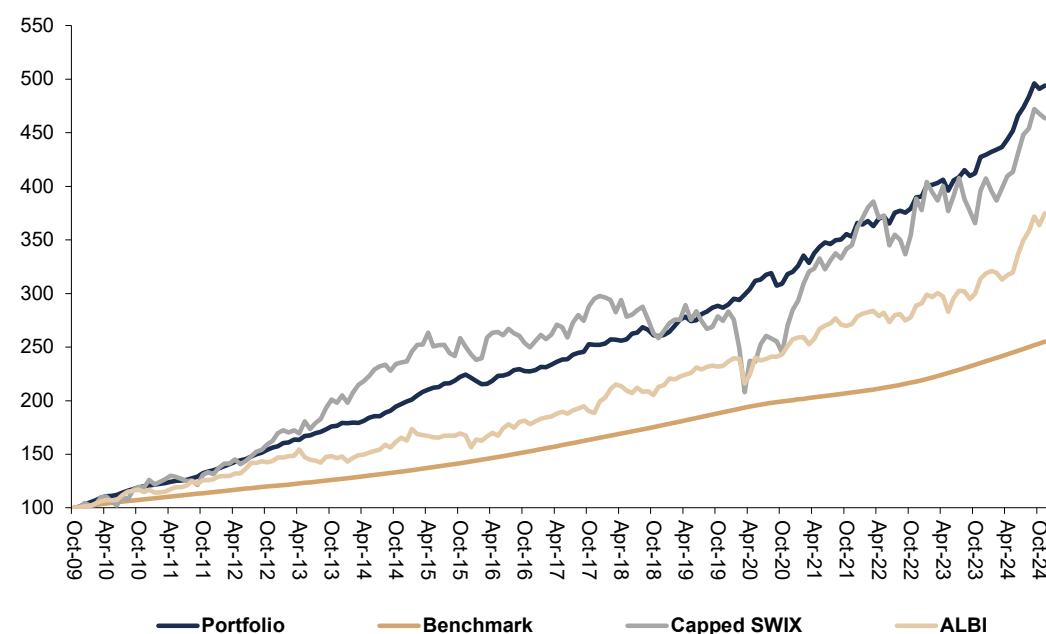
Fund Risk Profile

Moderate	The portfolio typically has moderate equity exposure and utilises leveraging, which may result in capital volatility over the shorter term.		
Risk of Capital Loss	Very low	↓	Very high
Investment horizon	Very short	↑	Very long

Portfolio Holdings

Fund Name	Allocation
36ONE FR Retail Hedge Fund (1)	20.00%
Amplify SCI Absolute Income Retail Hedge Fund (A1)	20.00%
Amplify SCI Diversified Income Retail Hedge Fund (A1)	20.00%
Fairtree - Wild Fig Multi Strategy FR Retail Hedge Fund (1)	20.00%
Peregrine Capital Pure Hedge H4 Retail Hedge Fund (A)	20.00%
Total	100.00%

Cumulative Return



The investment performance is for illustrative purposes only. The investment performance is calculated by taking the actual initial fees and all ongoing fees into account for an investment of R100 and income is reinvested on the reinvestment date.

Portfolio information and fees (fees include VAT)

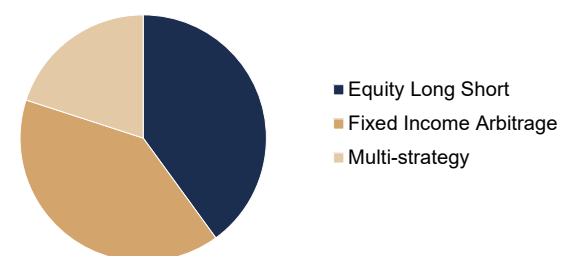
Benchmark	STeFI Composite Index
Inception Date	31 August 2020
Investment Term	3+ years
Regulation 28 Compliant	No
Currency	ZAR
Platform Availability	Momentum Wealth
Portfolio Management Fee	0.69%
Annual Management Fee (AMF)*	1.34%
Total Investment Charges (TIC)*	2.70%

*This is an estimated AMF and TIC based on the weighted average of the collective investment schemes in which the portfolio invests. These have been calculated using the latest available data from Morningstar and Finswitch.

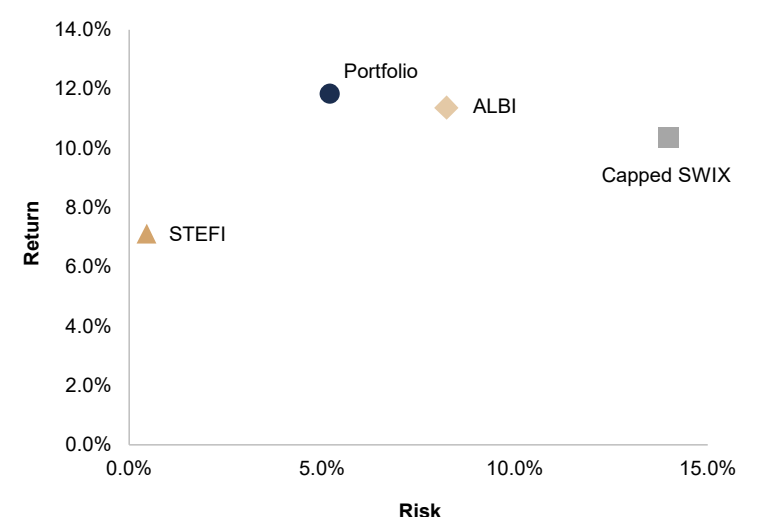
Performance	Portfolio	Benchmark
1 Month	0.61%	0.65%
3 Months	2.15%	2.01%
6 Months	9.35%	4.13%
1 Year	15.56%	8.50%
3 Years	11.83%	7.12%
5 Years	11.48%	6.15%
7 Years	10.08%	6.48%
10 Years	9.64%	6.66%
Since Inception*	10.83%	6.14%
Year-to-date	15.04%	7.05%

* Inception date of the portfolio - 31 August 2020

Strategy Allocation



3-Year Risk Return Scatter



Monthly Returns

		Jan	Feb	Mar	Apr	May	Jun	Jul	Aug	Sep	Oct	Nov	Dec	YTD
2019	Portfolio	1.16%	2.13%	2.13%	1.01%	-1.55%	0.34%	2.08%	0.88%	1.24%	0.66%	-0.60%	1.03%	10.93%
	Benchmark	0.60%	0.55%	0.61%	0.59%	0.61%	0.59%	0.61%	0.60%	0.57%	0.59%	0.56%	0.58%	7.29%
2020	Portfolio	1.77%	-0.39%	1.78%	1.66%	2.58%	0.41%	1.41%	0.49%	-3.65%	0.52%	2.95%	0.66%	10.51%
	Benchmark	0.58%	0.54%	0.57%	0.52%	0.50%	0.44%	0.42%	0.39%	0.35%	0.34%	0.31%	0.31%	5.39%
2021	Portfolio	1.74%	2.89%	-2.00%	2.69%	1.75%	1.28%	-0.45%	1.07%	0.15%	1.42%	-0.62%	3.60%	14.23%
	Benchmark	0.31%	0.28%	0.31%	0.30%	0.31%	0.31%	0.32%	0.32%	0.31%	0.32%	0.32%	0.34%	3.81%
2022	Portfolio	-0.40%	0.92%	-1.35%	1.95%	0.60%	-1.85%	2.77%	0.52%	-0.51%	1.05%	2.76%	0.17%	6.71%
	Benchmark	0.34%	0.32%	0.36%	0.36%	0.39%	0.40%	0.43%	0.45%	0.46%	0.51%	0.51%	0.56%	5.21%
2023	Portfolio	2.66%	0.16%	0.42%	0.77%	-2.54%	2.45%	0.72%	1.64%	-1.36%	0.62%	3.71%	0.45%	9.98%
	Benchmark	0.58%	0.54%	0.61%	0.61%	0.65%	0.65%	0.68%	0.69%	0.68%	0.70%	0.68%	0.70%	8.06%
2024	Portfolio	0.62%	0.47%	0.60%	1.65%	1.76%	3.10%	1.69%	2.09%	2.54%	-0.98%	0.61%		15.04%
	Benchmark	0.70%	0.65%	0.70%	0.68%	0.70%	0.67%	0.70%	0.69%	0.67%	0.68%	0.65%		7.75%

Disclaimer

The portfolio is administered and managed by PMK Consulting Services (Pty) Ltd (PMK), an authorised financial services provider (FSP46343) in terms of the Financial Advisory and Intermediary Services Act, 37 of 2002 (FAIS), as may be amended and/or replaced from time to time.

The information used to prepare this factsheet includes information from third-party sources and is for information purposes only. This factsheet does not constitute any form of advice and should not be used as a basis to make investment decisions or as an offer or a solicitation to purchase any specific product. The information contained herein is based on the underlying collective investment scheme (fund) allocation at the date of publication of this factsheet. Given that past returns may not be indicative of future returns and the value of investments will fluctuate over time, independent professional advice should always be sought before making an investment decision. The portfolio may invest in the participatory interests of hedge fund portfolios in any retail investor collective investment scheme, which are generally medium to long term investments. Although every attempt has been made to ensure the accuracy and reliability of the information provided herein, PMK does not guarantee the accuracy, content, completeness, legality or reliability of the information contained in this factsheet and no warranties and/or representations of any kind, expressed or implied, are given to the nature, standard, accuracy or otherwise of the information provided nor to the suitability or otherwise of the information to your particular circumstances. Under no circumstances shall PMK, its affiliates, directors, officers, employees, representatives or agents (the "PMK Parties") have any liability to any persons or entities receiving the information made available in this factsheet for any claim, damages, loss or expense, whether caused by the PMK Parties' negligence or otherwise, including, without limitation, any direct, indirect, special, incidental, punitive or consequential cost, loss or damages, whether in contract or in delict, arising out of or in connection with information made available in this factsheet, whether relating to any actions, transactions, omissions resulting from this information, or relating to any legal proceedings brought against you as a result of this information, and you agree to indemnify the PMK Parties accordingly.

Returns before the launch date are based on simulated returns using the portfolio's holdings at the launch date, which would not reflect PMK's historic asset allocation views, or any changes, which would have been made to the portfolio holdings over time. For simulated return calculations, the underlying funds with the longest return histories have been used. For funds with limited return history, the applicable index returns have been used. From the launch date, returns are based on an investment in a tracker or index portfolio, which is a time-weighted return and the effect of cash flows is not taken into account. Returns are net of the investment related fees (underlying fund charges and portfolio management fee) and before the deduction of the platform administration and financial adviser fees. Returns for periods exceeding one year are annualised. The return for the Consumer Price Index (CPI) is at the end of the previous month. Total investment charges (TIC) are the sum of a fund's total expense ratio (TER) and the transaction cost (TC). The portfolio's TIC is an estimated total for the portfolio based on the weighted average of the underlying funds in which the portfolio invests using the latest available data. Individual funds may levy performance fees. The portfolio's asset allocation is based on the weighted average of the underlying funds in which the portfolio invests using the latest available data. The portfolio's asset allocation may differ from time to time due to market movements, changes to the portfolio and the underlying fund data and limitations. The underlying funds may contain exposure to assets that are invested globally, which may present additional risks. Individual investor returns may differ as a result of platform and adviser fees, the actual investment date, cash flows and other transactions.

PMK does not provide a guarantee on the value of the portfolio nor does it guarantee the returns of the underlying funds in the portfolio. The investor acknowledges the inherent risk associated with the portfolio (currency, investment, market and credit risks) and that capital is not guaranteed. A switch transaction between underlying funds within the portfolio will incur capital gains tax (CGT) for the investor, should the product through which the investor buys the portfolio not be CGT exempt. For details on the underlying funds in the portfolio, please refer to the minimum disclosure documents, which are obtainable from the relevant investment managers. The information contained in this factsheet is confidential, privileged and only for the use and benefit of the intended recipient and may not be used, published or redistributed without the prior written consent of PMK or the PMK Parties. Under no circumstances will PMK or the PMK Parties be liable for any cost, loss or damages arising out of the unauthorised dissemination of this factsheet or the information contained herein.

Sources: Momentum Investments, Morningstar and Finswitch.

Contact details

Portfolio Manager: PMK Consulting Services (Pty) Ltd, Registration Number: 1999/006804/07 is an authorised Financial Services Provider (FSP46343) under the Financial Advisory and Intermediary Services Act (No.37 of 2002), to act in the capacity as investment manager.

Physical/postal address: Unit 4, Oaktree Corner, 9 Kruger Street, Oaklands, 2192

Telephone number: +27 10 007 1948

Website: www.pmkgroup.co.za