



SEASON 2026

BASQUE COUNTRY 5 DAYS


BY CAR



VIAJES
DEL NORTE



Guide prepared
by a local expert



HELLO

This is Andrei from Viajes del Norte

This is your roadmap to see the best of the Basque Country in 5 days — from cliffs with dinosaur footprints and a Game of Thrones island to secret wine cellars and the most famous cheesecake in the world.

How to use this guide

- **Orange text** = TAP IT.
- Place names → **Google Maps**.
- Words "booking", "site", "reservation" → the right page.
- Each day stands alone. **Use the full guide or just the days you need.**

HOW TO READ THE MAP

YOUR GUIDE IN GOOGLE MAPS

POINT COLORS

 **1 Blue – sights**

Numbered – follow the order 1→2→3. No number – stop by whenever it works.

 **Brown – extra spots**

If you have time and feel like it.

 **Yellow – where to eat**

Breakfast, lunch, pintxos bars along the route.

 **Purple – airport and bus station**

 **Grey – parking**

HOW TO USE

1. Open the map via the link in the guide
2. Tap the spot you need
3. Tap "*Directions*" – navigation opens
4. Done – tap X – then "Legend" to see all point groups

ROUTE

*Bilbao → Gaztelugatxe → Lekeitio →
Rioja/Zumaia → San Sebastián →
Hondarribia*

Day



0



Optional day



1



A or B



2



The most packed day



3



A or B. Drive to San Sebastián



4



5

Departure

Estimated budget: €_____/person
(excluding accommodation, flights, and transport)

PREPARATION

DO THIS BEFORE YOUR TRIP

BOOK



PACK

- Sneakers
 - Check the forecast: rain → rain jacket, sun → cap, no exceptions
-

CAR RENTAL



TIPS & TRICKS

BEHIND THE WHEEL

TOLL ROADS



CITY PARKING



FUEL



WHERE TO STAY

DAY 0-2

Bilbao

- Casa rural (countryside guesthouse)
 - 2-4* hotels
 - Some neighborhoods are best avoided
-

DAY 3-5

San Sebastián


- Casa rural (countryside guesthouse)
 - 2-4* hotels
-





TRIP ITINERARY



 Guide prepared
by a local expert



DAY 0

VIA
DEL NO



DAY 0

Effort level: easy



16:00

16:40
18:00

18:00
19:00

19:00

20:00



DAY 1

TWO EQUALLY GREAT OPTIONS

Choose the route that suits you



Next slide →



Two slides ahead →

DAY 1A



DAY 1A

Effort level: moderate



10:15

11:00
12:30

12:30

13:30
16:30

16:30
17:30


20:00





FOOD AND BUDGET



 Guide prepared
by a local expert



FOOD

Schedule

08:00–12:00

BREAKFAST

Cafés are open. Toast, tortilla, coffee.



20:00–22:00

DINNER

Before 20:00 they won't seat you.

Reservation required.



Prices on Google Maps

\$ – up to 15€ / person

\$\$ – 15–25€ / person

\$\$\$ – 25–55€ / person

FOOD

Lunch



What to drink



Dinner

€40–50/person, book 1–2 days ahead





CHULETÓN DE VACA



CHORIZO



PULPO



BACALAO AL PIL-PIL

BUDGET

Per person, approximately

Excluding: accommodation, flights, car rental, fuel

BASE



OPTIONAL





travel atelier

Want a **custom itinerary** or a **guided tour** of the region? Get in touch — we'll build a plan just for you.



© Viajes del Norte
For personal use only.
Resale prohibited.

